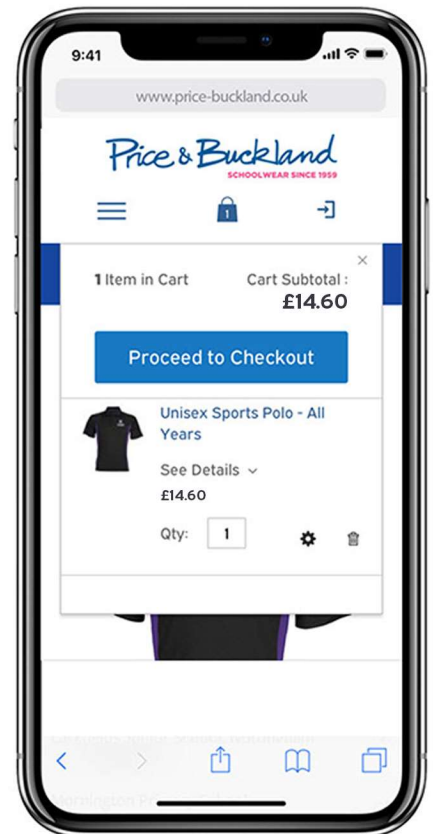
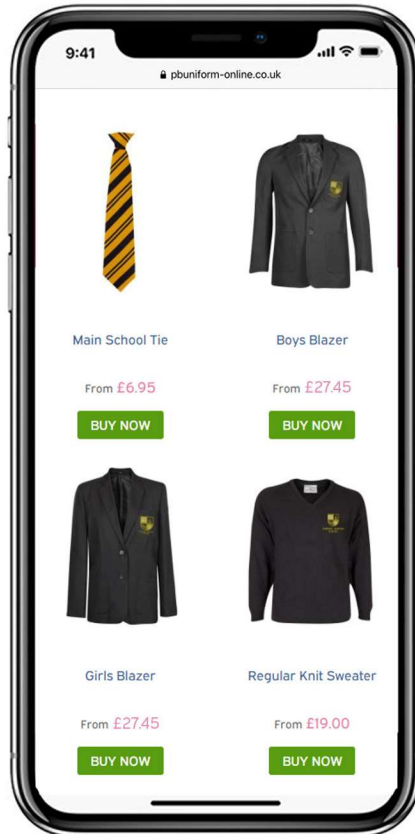



Price & Buckland

SCHOOLWEAR SINCE 1959



The Netherhall School

Scan Me!



www.price-buckland.co.uk

The Netherhall School

Uniform Information

Price & Buckland
SCHOOLWEAR SINCE 1959

Dear Parent/Carer,

We are delighted to have been chosen by the school to supply your uniform and sportswear. Our online service is secure, and orders can be placed quickly and safely, direct with us at Price & Buckland.

School Uniform Information

The information below shows all the garments you require along with prices, colours and sizes available. We have included a variety of plain items which can also be purchased from us.

Ordering Process

The online ordering service allows you to view and order uniform 24 hours a day, 7 days a week. Orders are usually dispatched to a personal address within 5 working days although times will be extended during our busier months (June- September).

Sizing guides

There are instructions on how to measure your child at the end of this Parent Pack. There are size guidelines attached to each garment on the online shop as well as a helpful video. If all else fails, you can use our FREE returns.

Customer Service

Our very helpful customer service team is available from 08:30 to 17:00, Monday to Friday and you can contact us either by phone on 0115 9640827 or by email on webenquiry@price-buckland.co.uk. Emails sent on a weekday will be responded to within 24 hours and those sent on a weekend will be responded to on the Monday.

We hope you find the service both easy and convenient to use.

Many thanks,

The Price & Buckland Team

To view your online shop visit:
<https://www.pbuniform-online.co.uk/netherhall>

*Errors and Omissions Excepted



Register now to receive updates regarding availability of stock and delivery information



How to order

Go to your school's online shop by visiting the school finder located on the Price and Buckland website or by scanning the QR code on the front page.

Browse the range and add items to your basket. Go to the checkout and enter your details. Await your order.



How to pay

We accept the following payment methods:



Your card will be charged at the time of your order.



How to contact us

Email Us



Email webenquiry@price-buckland.co.uk
Stating your order number followed by your query.

Phone Us



Call 0115 964 0827
To speak to one our customer service team



Online Contact Form

Complete our online contact form on
www.price-buckland.co.uk



Delivery & Returns

Standard Delivery

Our standard delivery service will be despatched within 5 working days. Delivery times may be extended during our busy summer period (June-September).

FREE Returns

Please include your delivery note in the parcel you are returning to us.


To create a return please follow these steps below. Please note this is not for faulty or personalised items. For help with faulty items please contact Customer Services on 0115 964 0827 or email webenquiry@price-buckland.co.uk.

1. Log into your account
2. Select My Returns
3. Select the order in the dropdown box below and click Return
4. Tick the product that you wish to return or the item you should have received, select the quantity from the drop down, and then select a reason and item condition
5. Select a Return Resolution. Unless we have sent you an incorrect item that was not one you ordered, please select refund
6. If you wish to provide more information please add a message at the bottom of the request, and if necessary, attach photos
7. Click submit request
8. Follow the Royal Mail instructions

HOW TO MEASURE YOUR CHILD

Price & Buckland Schoolwear has been created with the growing child in mind and for a comfortable fit. It is generous in size and durable.

We always recommend checking your child's measurements before buying by using our top tips to ensure the best fit.



1 HEIGHT

Without shoes, with the back against the wall place feet together flat on the floor. Measure from the top of the head to the ground.

2 NECK

Measure around the base of the neck where the shirt collar would normally sit. Leave a little room for comfort.

3 CHEST

Measure the chest at the fullest part placing the tape close up under the arms.

4 WAIST

Measure around the natural waistline, at the narrowest part. Leave a little extra room for comfort.

5 HIPS

Standing straight, with heels together, measure around the fullest part.

6 INSIDE LEG

In bare feet take the measurement from the top of the inside leg to the floor.

